



INDUSTRIAL SERIES

4505

3~ 50 Hz. 400V	
SCANIA	
EU STAGE 0	
69 dB(A) @ 7 mt	
400 lt	

AGG. 11/20

PRIME POWER		STAND-BY POWER	
kVA	kW	kVA	kW
450	360	495	396

ENVIRONMENTAL CONDITIONS	
Temperature	40° C
Height	1000 mslm
Humidity	60%

OPEN VERSION B400

SOUNDPROOF VERSION C450



The image is only for demonstration purposes

WEIGHT	DIMENSIONS		
kg	L [mm]	W [mm]	H [mm]
3280	2950	1550	2100

WEIGHT	DIMENSIONS		
kg	L [mm]	W [mm]	H [mm]
4270	4300	1750	2350



Reference standards list: 2006/42/EC
2014/35/UE
ISO8528-1/10

Machinery directive
Low voltage directive
Performances ratings

ISO12100
2014/30/UE

Machinery safety
CEM directive

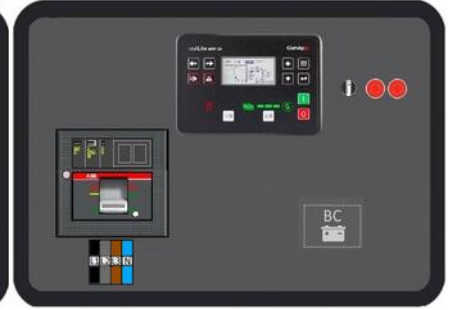
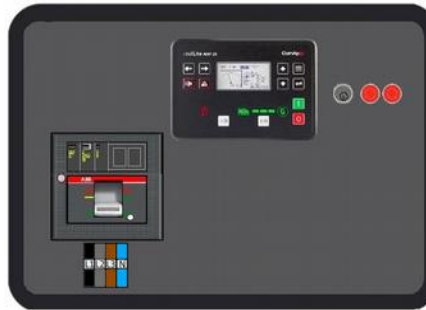
TECHNICAL DETAILS

ELECTRICAL DATA	Electrical system type	3F+N	~
	Power factor	0,8	φ
	Voltage	400	V
	Frequency	50	Hz
	PRP Ampere rating	649,5	A
ENGINE	Engine	SCANIA DC13 072A 02 13	
	Engine emissions standard (REG. UE 2016/1628)	EU STAGE 0	
	RPM governor	Electronic	
	Performance class (ISO8528-5)	G3	
	Rpm	1500	rpm
	Nr. of cylinders	6	
	Bore x stroke	130 x 160	mm
	Displacement	12700	cc
	Induction system	Turbocharged	
	Cooling system	Water	
	Engine net prime power	526,8 (393)	Hp (kW)
Exhaust gas aftertreatment	/		
CONSUMPTION	Fuel type	Diesel	
	Consumption @ 50-75-100% load	45 – 66 – 90	lt/h
	Standard tank capacity	400	lt
	Autonomy @ 75% load	6,1	h
ALTERNATOR	Alternator	STAMFORD – MECC ALTE – MARELLI MOTORI	
	Type	Self excited, brushless	
	Number of poles	4	
	Insulation class	H	
	Temperature rise class	H	
	Voltage regulation	AVR	
	Voltage precision	± 1	%
GENERAL	Sound level (soundproof version)	69	dB(A) 7mt
	Exhaust pipe diameter	200	mm
	Electrical system voltage	24	V

ELECTRIC PANEL

MANUAL

AUTOMATIC MAINS FAILURE



<i>Electronic control unit with multimeter</i>	COMAP AMF25	COMAP AMF25
<i>Electrical panel enclosure protection degree</i>	IP44	
<i>ON-OFF electric panel switch</i>	<i>Key type</i>	<i>Without key</i>
<i>Emergency pushbutton</i>	STANDARD	
<i>Battery charge maintainer</i>	<i>/</i>	24V 5A
<i>Power supply</i>	<i>Full power terminal</i>	<i>Full power terminal</i>
<i>Circuit breaker</i>	<i>Magnetothermal type 4P ABB Tmax-T 630A</i>	<i>Magnetothermal type 4P ABB Tmax-T 630A</i>
<i>Main protection alarms</i>	<i>Min-max V and Hz. LOP. HWT. Battery charger alternator failure. Low fuel level</i>	

STANDARD ELECTRONIC CONTROL UNIT

COMAP
AMF25




- Functions: automatic or manual start, remote start, periodic test*
- Multimeter V (L1, L2, L3, N), A (L1, L2, L3), Hz, kVA, battery V, hour counter*
- Backlit LCD display. USB port*
- Communication accessories available: Ethernet, GSM-GPRS, 4G, GPS*
- MODBUS and SNMP communication protocols support*
- Advanced PLC configurability*

UNITE DE CONTROLE OPTIONELLE

SOUNDPROOF AND WEATHERPROOF CANOPY



<i>Self-supporting frame material</i>	<i>Carbon steel sheet, electro-welded, minimum thickness 3 mm</i>
<i>Soundproof canopy material</i>	<i>Carbon steel sheet, electro-welded, thickness between 1,5 and 5,5 mm</i>
<i>Painting</i>	<i>Epoxy powder RAL5015 textured, outdoor-proof</i>
<i>In-built fuel tank</i>	250 lt + Drip tray
<i>Soundproofing coating material</i>	<i>Polyester fiber. Fire resistance EN13501-1 class B</i>
<i>Muffler</i>	<i>In-built the canopy. Residential type with sound reduction 35 dB(A)</i>
<i>Access openings</i>	<i>n.3 doors with padlockable key lock</i>
<i>Electric panel</i>	<i>Lateral side position. Dedicated door with key lock</i>
<i>Fresh air intake and hot air expulsion</i>	
<i>Lifting system</i>	<i>n.2 lifting hooks</i>
<i>Support feet</i>	<i>n.4 support feet with holes for machine ground fastening</i>

MAIN OPTIONS



630A automatic transfer switch (ATS)



400 lt bigger fuel tank with drip tray



2000W engine preheating system with integrated circulating pump



Automatic fuel transfer kit with manual by-pass system



Residual current protection relay adjustable in sensitivity and intervention time

OTHER OPTIONS

Power distribution socket set

Synchronizing electric panel

Battery switch

Remote control systems

ETHERNET, 2G - 3G - 4G, GPS

Further alternator brand

Quick couplings for connecting an external tank with three way valve

Outdoor, underground and transportable tanks

Slow or fast towing trailer

Front hot air expulsion canopy

Further colors

Greenpower AB
Helsingborgsvägen Varalöv,
262 96 Ängelholm, Sweden
Phone: +46 43122240
Email: info@greenpower.se
Web: www.greenpower.se