Green Power GENERATORER www.greenpower.se

INDUSTRIAL SERIES

300VO

3~ 50 Hz. 400V
VOLVO PENTA
EU STAGE 2
69 dB(A) @ 7 mt
250 lt

AGG. 11/20

PRIME POWER		STAND-BY POWER	
kVA	kW	kVA	kW
300	**240**	**330**	**264**

ENVIRONMENTAL CONDITIONS	
Temperature	**40° C**
Height	**1000 mslm**
Humidity	**60%**

OPEN VERSION B300



WEIGHT	DIMENSIONS		
kg	L [mm]	W [mm]	H [mm]
2323	**2800**	**1310**	**1800**

SOUNDPROOF VERSION C300



The image is only for demonstration purposes

WEIGHT	DIMENSIONS		
kg	L [mm]	W [mm]	H [mm]
2983	**3700**	**1435**	**2250**

Reference standards list: **2014/35/UE** Direttiva bassa tensione – *Low voltage directive* – Directive basse tension

Machinery safety
CEM directive

TECHNICAL DETAILS

ELECTRICAL DATA	*Electrical system type*	3F+N	~
	Power factor	0,8	φ
	Voltage	400	V
	Frequency	50	Hz
	PRP Ampere rating	433	A
ENGINE	*Engine*	VOLVO PENTA TAD 842GE	
	Engine emissions standard **(REG. UE 2016/1628)**	EU STAGE 2	
	RPM governor	*Electronic*	
	Performance class	G3	
	Rpm	1500	rpm
	Nr. of cylinders	6	
	Bore x stroke	110 x 135	mm
	Displacement	7700	cc
	Induction system	*Turbocharged*	
	Cooling system	*Water*	
	Engine net prime power	349,9 (261) Hp (kW)	
	Exhaust gas aftertreatment	/	
CONSUMPTION	*Fuel type*	Diesel	
	Consumption **@ 50-75-100%** *load*	34 – 49 – 65	lt/h
	Standard tank capacity	250	lt
	Autonomy **@ 75%** *load*	5,1	h
ALTERNATOR	*Alternator*	STAMFORD – MECC ALTE – MARELLI MOTORI	
	Type	*Self excited, brushless*	
	Number of poles	4	
	Insulation class	H	
	Temperature rise class	H	
	Voltage regulation	AVR	
	Voltage precision	± 1	%
GENERAL	*Sound level (soundproof version)*	69	dB(A) 7mt
	Exhaust pipe diameter	193	mm
	Electrical system voltage	24	V

All data can be found out in the original technical datasheet of the engine and the alternator. Values shown are nominal values, they can change in every moment and without warning.

ELECTRIC PANEL

	MANUAL	AUTOMATIC MAINS FAILURE
		
Electronic control unit with multimeter	**COMAP AMF25**	**COMAP AMF25**
Electrical panel enclosure protection degree	**IP44**	
ON-OFF electric panel switch	ON/OFF switch bistable with key	ON/OFF switch bistable
Emergency pushbutton	**STANDARD**	
Battery charge maintainer	**/**	**24V 5A**
Power supply	*Full power terminal*	*Full power terminal*
Circuit breaker	*Magnetothermal type 4P ABB Tmax-T 630A*	*Magnetothermal type 4P ABB Tmax-T 630A*
Main protection alarms	*Min-max V and Hz. LOP. HWT. Battery charger alternator failure. Low fuel level*	

STANDARD ELECTRONIC CONTROL UNIT

COMAP AMF25



Functions: automatic or manual start, remote start, periodic test

Multimeter V (L1, L2, L3, N), A (L1, L2, L3), Hz, kVA, battery V, hour counter

Backlit LCD display. USB port

Communication accessories available: Ethernet, GSM-GPRS, 4G, GPS

MODBUS and SNMP communication protocols support

Advanced PLC configurability

OPTIONAL ELECTRONIC CONTROL UNIT

DSE

DEEP SEA DSE7320 MKII

SOUNDPROOF AND WEATHERPROOF CANOPY



Self-supporting frame material	Pickled, welded steel sheet, min. thickness 3 mm
Soundproof canopy material	Steel sheet, pickled, electrowelded, thickness between 1.5 and 5.5 mm
Painting	Polyester powder for outdoor RAL5015 textured Corrosion resistance class C3m
In-built fuel tank	250 lt / with drip tray
Soundproofing coating material	Polyester fiber. Fire resistance EN13501-1 B s2 d0
Muffler	*In-built the canopy. Residential type with sound reduction 35 dB(A)*
Access openings	n.3 doors with padlockable key lock
Electric panel	*Lateral side position.* *Dedicated door with padlockable key lock*
Fresh air intake and hot air expulsion	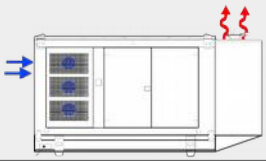
Lifting system	n.2 lifing hooks
Support feet	n.2 feet of support n.4 holes for floor mounting

MAIN OPTIONS



630A automatic transfer switch (ATS)



600 lt bigger fuel tank with drip tray



2250W engine preheating system



Automatic fuel transfer kit with manual by-pass system



Residual current protection relay adjustable in sensitivity and intervention time

OTHER OPTIONS

Power distribution socket set

Synchronizing electric panel

Battery switch

Remote control systems **ETHERNET, 2G - 3G - 4G, GPS**

Further alternator brand

Quick couplings for connecting an external tank with three way valve -

Outdoor, underground and transportable tanks

Slow or fast towing trailer

Front hot air expulsion canopy

Further colors

• THIS DRAWING IS THE PROPERTY OF C.G.M. GRUPPI ELETTROGENI srl. NO PART OF THIS DOCUMENT MAY BE COPIED OR REPRODUCED IN ANY WAY WITHOUT WRITTEN AUTHORIZATION.
• ONLY QUOTED MEASURES ARE VALID.
• MEASURES ARE INDICATIVE.

• AI TERMINI DI LEGGE, AI SENSI DEGLI ART. 9 E 99 DELLA LEGGE 633 DEL 22/02/1947 CI RISERVIAMO LA PROPRIETA' DI QUESTO DISEGNO CON DIVIETO DI RIPRODURLO E DI RENDERLO NOTO, ANCHE IN PARTE, SENZA NOSTRA AUTORIZZAZIONE SCRITTA.
• SONO VALIDE SOLO LE MISURE QUOTATE
• LE MISURE SONO INDICATIVE

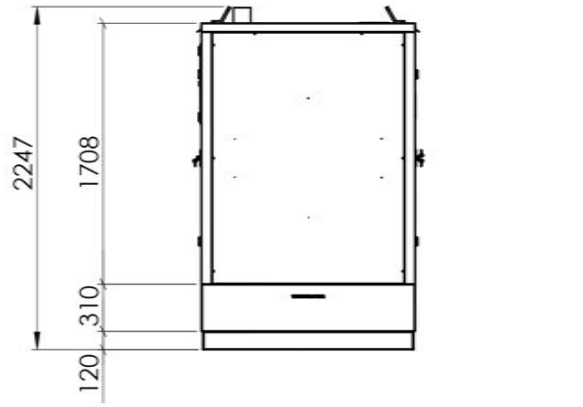

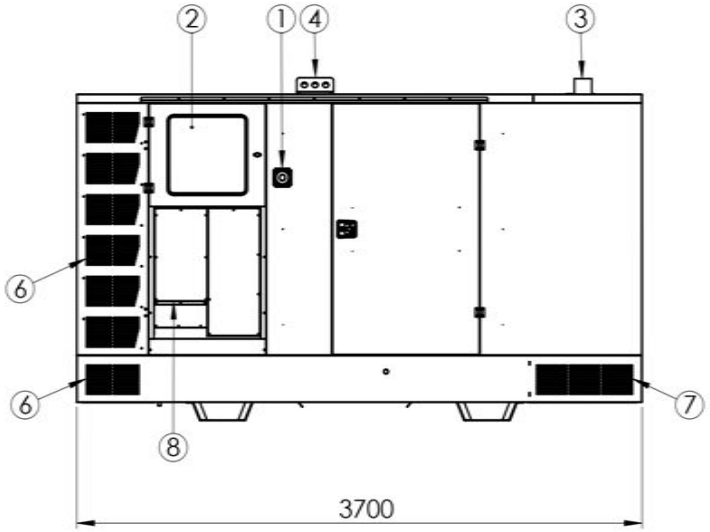

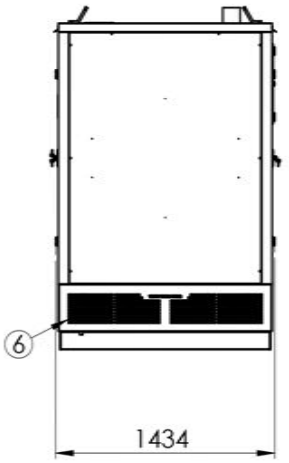

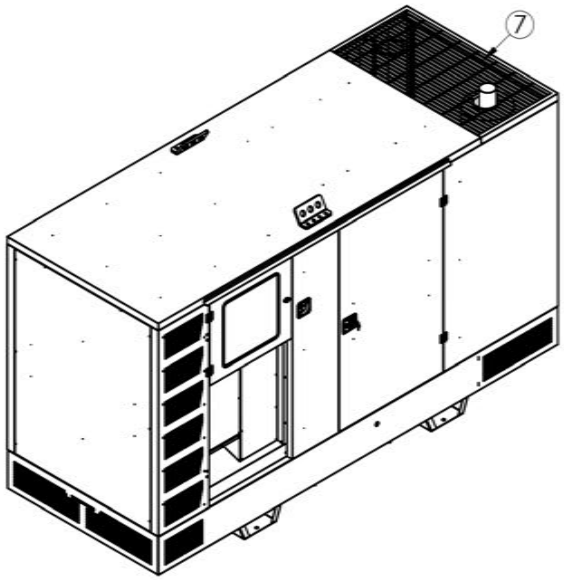

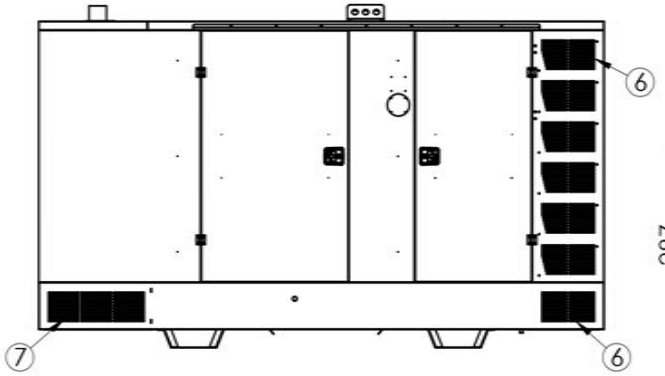

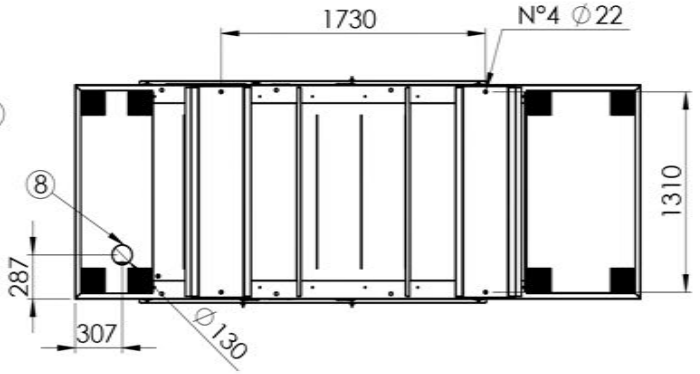

N°	ENG	ITA	FRA
1	EMERGENCY BUTTON	PULSANTE EMERGENZA	BOUTON D'URGENCE
2	ELECTRICAL PANEL	QUADRO ELETTRICO	PANNEAU ÉLECTRIQUE
3	EXHAUST PIPE	TUBO DI SCARICO	TUYAU D'ÉCHAPPEMENT
4	LIFTING HOOKS	GANCI DI SOLLEVAMENTO	CROCHETS DE LEVAGE
5	FUEL FILLING POSITION	POSIZIONE RABBOCCO CARBURANTE	POSITION DE REMPLISSAGE DE CARBURANT
6	AIR INLET	ENTRATA ARIA	ENTRÉE D'AIR
7	AIR OUTLET	USCITA ARIA	SORTIE D'AIR
8	CABLES OUTLET	USCITA CAVI	SORTIE CÂBLE

TITOLO/TITLE: GENERETING SET

NOTE/NOTES: C300_250LT_SX

REVISIONE REVISION	Descrizione Rev. Rev. description	DISEG./DRAWN BY	N. DIS/DRAWING CODE
00		M.Scarsella	

N. FOGLIO/N° SHEET

Nome File: CGM00024412

Greenpower AB
Helsingborgsvägen Varalöv,
262 96 Ängelholm, Sweden
Phone: +46 43122240
Email: info@greenpower.se
Web: www.greenpower.se